



NIOB

HAIRSTYLING  
ONLINE


[WWW.NIOB.COM.AU](http://WWW.NIOB.COM.AU)

# STYLING

Hairdressing can open up many opportunities for you as it is creative, practical, and always in demand.. With our Hairstyling Course, you'll learn the complete foundation in both the technical skills and professional standards needed to work confidently in a salon or run your own business.

You'll learn how to style hair with confidence. Training begins with core fundamentals and gradually builds into the real-world techniques used in professional salons. We cover everything from creating a wide range of styles to blow waves, updos, and everyday finishes.

The key to good styling is understanding hair texture and style direction and using the right tools and styling products. When we're talking about hair texture, we're referring to the look and feel of the hair - fine, medium or coarse and the shape - straight, wavy or curly. We can temporarily alter the texture and shape of hair using heat and products to help hold volume in fine hair or smoothness in coarse hair.



The course includes key salon practices such as client consultation, hygiene, safe work procedures, and how to deliver a professional service from start to finish. Each module is supported by detailed video tutorials, step-by-step assessments, and personalised feedback from experienced trainers. This means you're building real, job-ready skills with guidance at every stage.

## Who It's For

This course is perfect for:

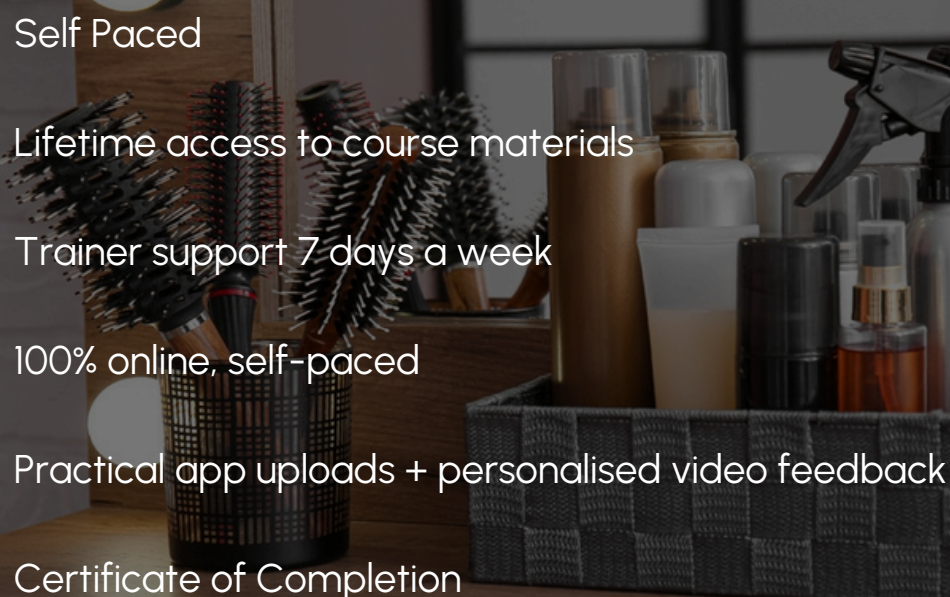
- Beginners entering the hair industry
- Beauty professionals expanding into hair
- Aspiring salon owners and freelance stylists

**No prior qualifications are required.**

# COURSE OVERVIEW

This course is designed to teach you hairstyling the way it's done in the real world. You'll start by watching in-depth theory and technique demonstrations, then practise each skill on mannequins and live models at home. Once you're ready, you'll submit images of your work via our app for feedback from experienced trainers.

Every step is structured to help you build confidence in real salon techniques - from styling to client care. With expert support and clear guidance throughout, you'll be learning hands-on, at your pace, with the structure and feedback that make it count.



Course Duration	Self Paced
Access	Lifetime access to course materials
Support	Trainer support 7 days a week
Learning Format	100% online, self-paced
Assessment	Practical app uploads + personalised video feedback
Certificate	Certificate of Completion

## Career Pathways

**Work From Home:** More professionals are choosing the flexibility of home salons. It's a chance to set your own hours, build a loyal client base, and earn a reliable income in a space that works for you.

**Work in a Salon:** Salons are always in need of skilled, reliable stylists. With the right training, you'll be ready to step into a busy salon and start building a steady, fulfilling career.

**Start a Salon:** If you dream big, opening your own salon can be a rewarding move. It takes commitment, but gives you full control to shape your brand, grow a team, and build something long-term.

**Rent a Chair:** This flexible option lets you work independently inside an established salon. With minimal setup, you can start offering services and growing your client base from day one.

# CONTENTS

## Course Modules and Skills

### Course Modules

- Module 1: Introduction
- Module 2: Safety
- Module 3: Anatomy
- Module 4: Contraindications
- Module 5: Record Keeping
- Module 6: Salon Setup
- Module 7: Styling
- Module 8: Mannequin Work
- Module 9: Styling on Mannequin
- Module 10: Basin Services
- Module 11: Styling on Models

### Business Builder Course

We also have our business builder course that guides you through the process of setting up the right way if you are looking to set up a business or work from home.

This Course Covers:

- Business Setup
- Online Setup
- Traditional / Offline Marketing
- Online Marketing

Ask us for more information about this.

### Skills You Will Attain:

Below are some of the skills you will attain and services you will be able to provide after completing this course.

### Styling:

- Blow Dry (Multiple Methods)
- Hot Roller Using Straightener
- Straightening
- Curling (with Straightener)
- Event Hair Ups (Classic & Modern)
- Braiding (Multiple Methods)

### Basin Services:

- Shampoo & Condition
- Head, Neck, Shoulder Massage




PLUS, DEPENDING ON YOUR PACKAGE CHOICE, YOU ALSO GET  
THE PRODUCT KIT BELOW

# PRODUCT KIT

Our Hairstyling Product Kit is designed to support you from your very first lesson through to your first clients. It includes the professional tools and products you need to complete every service in the course, from styling to finishing.

Everything is industry standard, so you're learning with the same quality used in real salons. And with generous quantities included, you'll have enough product to keep working and refining your skills even after the course ends.



## The Styling Kit Includes:

- |                             |                                    |   |
|-----------------------------|------------------------------------|---|
| 1x Mannequin Head           | 1x Paddle Brush                    | Hold Matt Texture Clay for Structure & Fullness |
| 1x Tripod                   | 11x Cushion Brush                  | 1x Hold me Gently                               |
| 1x Straightening Iron       | 1x Vent Brush                      | 1x RPR EXTEND MY COLOUR QUAD PACK               |
| 1x Silver Bullet Hair Dryer | x Fringe pins                      | 1x Spray bottle                                 |
| 1x Client Cape              | 1x Bobby Pins - Black, Brown, Gold | 6x Towels                                       |
| 1x 7-piece ionic comb set   | 1x Curl Clips, 25 per pack         |   |
| 1x 4 pcs styling brush set  | 1x Untangle me                     |   |
| 6x Sectioning clips         | 1x So Strong Laquer 500G           |   |
| 1x Basin comb               | 1x RPR Crafting Clay Firm          |   |
| 1x Teasing Brush            |                                    |   |

# PRICING PAYMENT PLANS

## Payment Options

We have a range of payment options to suit your budget and situation - starting at \$45.00 per week.

We can also customise payment plans to suit you and help you reach your goals.

Talk to our Student Enrolment Advisors to find the best solution for you.

## Get Started From:

**\$43.00** / Week

## OUR GUARANTEE

If you have any doubts at all about whether this course will work for you, then we have a 14 Day, No Questions Asked, Money Back Guarantee. So you can try it out and if you decide it's not for you, just let us know and you can cancel with a full refund.



# FAQS

## You May Be Asking These Questions...

### Can I really learn hairstyling online?

Yes. Our course combines video tutorials, detailed manuals, and practical assessments to make sure you're not just watching but doing. By working with a mannequin and submitting your work for feedback, you build real, job-ready skills from home.

### Do I need any experience to enrol?

No. The course is designed for complete beginners as well as those wanting to refresh or expand their skills. Everything is broken down step by step so you can follow along with confidence.

### How long does it take to complete?

The course is flexible. Most students finish within 6–12 months, but you can study faster or slower depending on your availability.

### What support will I have during the course?

You'll have ongoing access to our educators, who provide personalised feedback on your submissions. This ensures you always know where to improve and can progress with confidence.

### Will I get a qualification at the end?

Yes. You'll receive a Certificate of Completion. In Australia, hairdressing is a deregulated industry, which means this certificate is all you need to start offering services and working professionally.

### Can I start earning once I finish?

Absolutely. Once certified, you'll have the skills to begin working in a salon, run your own home business, or offer mobile services straight away.

**\* If you are in SA or NSW, there are different education requirements to work in the hairdressing industry. You can do the course, however you can not rely on it alone to work as a hairstylist. More info below.**

# QUALIFICATIONS

## The Certificate You Receive

### Certificate of Completion

On successful completion of our Hairstyling Certificate Course, you will receive a certificate of completion.

This is all you need to help you demonstrate your skills, work in the industry, get insurance or start a business.

You do not need an accredited training program or apprenticeship in most states in Australia.

(NSW and SA have certain accreditation requirements for working in Hairdressing which this certificate does not meet. Talk to our Student Enrolment Advisers for more information)

### Licensing & Regulatory Information

The Hair & Beauty Industry in Australia was deregulated in 1986. As there are no licensing requirements in force, it is no longer a legal requirement to undertake an accredited course to be able to work in the beauty industry or own/run a salon. This is also the case in many other countries, and many more countries currently in the process of deregulation.

As it says on the Australian Governments Training Website:

*No occupational licensing, certification or specific legislative requirements apply to this qualification at the time of publication.*

See Here: <https://training.gov.au/training/details/SHB30416>

This means that many other training avenues have opened up for those interested in entering the beauty industry at a fraction of the price and with far less time restraints than traditional training.

Many RTO's now offer short courses alongside their accredited courses for those who do not have the time or money for the more formal qualification, or for those who just simply want to test the waters before they do commit to the higher qualification.

So just to clarify, if you are in a country like Australia, where there is no licensing requirement our Certificate is all you need to work in, or own and run a salon.

# HOW IT WORKS

## We Support You Every Step of the Way

We've been training students online in hair & beauty for over 16 years. In that time, we have perfected our online platform, content, our feedback and guidance processes to ensure students graduate with professional, salon-ready skills.

### Learn from Industry Experts

Our experienced instructors aren't just industry professionals, they're dedicated educators who are here to **set you up for success**. Using our custom-built mobile **app** and unique **video feedback** tools, you'll receive tailored, step-by-step guidance designed to suit your pace and learning style.

You'll follow our proven 4-step learning process: Theory, Practice, Guidance, and Perfection, designed to build your confidence and skillset in a clear, structured way. At each stage, our team is with you, offering advice and feedback.

### Theory

You will learn all of the theory you need through our online learning platform via both video content and online manuals. You will also participate in the online quizzes and have a final exam at the end of the course.

### Practice

You will practice your skills step by step, starting with the foundations and moving onto the full services. We show you what to do on every step and exactly how to use the products for those services.

### Guidance

We give you feedback and guidance on your work. Yes, we assess the work on each of your models and give you constant feedback on each of your skills at each step to keep you on track. Our courses are highly interactive.

### Perfection

You'll practise each service as you learn, with our team guiding you every step of the way. By following our instructions and applying the feedback provided, you'll refine your techniques until you can deliver them with confidence and perfection.